

9/1/2020

Summary Report

Historic BID



HISTORIC CORE
BUSINESS IMPROVEMENT DISTRICT



5,914

Trash Bags

408

Graffiti Tags

3,136

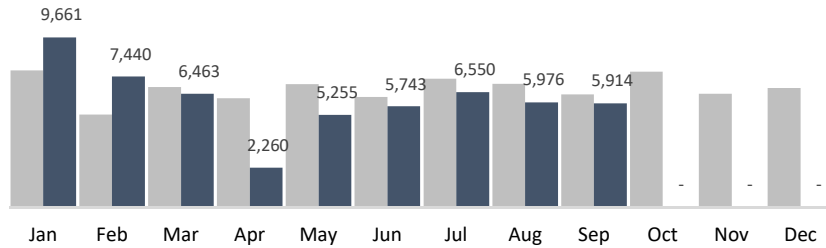
Bulk Items

104

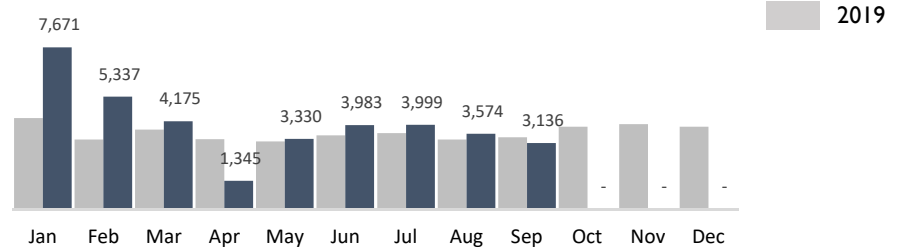
Pressure Washing

| | YTD | Jan | Feb | Mar | Apr | May | Jun | Jul | Aug | Sep | Oct | Nov | Dec |
|----------------------|-----------|---------|---------|---------|--------|---------|---------|---------|---------|---------|-----|-----|-----|
| Trash Bags | 55,262 | 9,661 | 7,440 | 6,463 | 2,260 | 5,255 | 5,743 | 6,550 | 5,976 | 5,914 | - | - | - |
| Trash Weight | 1,271,026 | 222,203 | 171,120 | 148,649 | 51,980 | 120,865 | 132,089 | 150,650 | 137,448 | 136,022 | - | - | - |
| Graffiti Tags | 4,814 | 872 | 543 | 586 | 359 | 529 | 412 | 707 | 398 | 408 | - | - | - |
| Bulk Items | 36,550 | 7,671 | 5,337 | 4,175 | 1,345 | 3,330 | 3,983 | 3,999 | 3,574 | 3,136 | - | - | - |
| PW Hours | 748 | 90 | 90 | 84 | 68 | 68 | 68 | 72 | 104 | 104 | - | - | - |

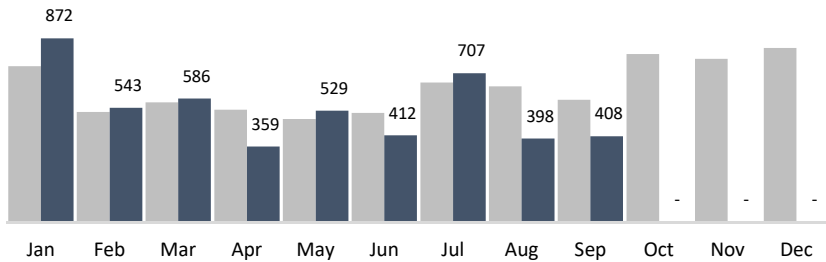
Trash Bags



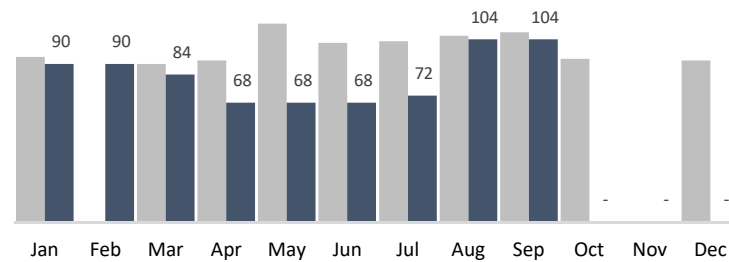
Bulk Items



Graffiti Tags



Pressure Washing Hours



9/1/2020

Summary Report

Historic BID




HISTORIC CORE
BUSINESS IMPROVEMENT DISTRICT



BEFORE



AFTER



September 2020 Summary Report

Historic BID



| Day | Pressure Washing Assignment | Hours |
|-----------|---|-------|
| 9/2/2020 | Central Station (Historic): Wall, Maple, 5th, 6th | 4 |
| 9/3/2020 | Broadway from 7th to 8th - west side. 8th from Broadway to St Vincent Alley - north side. Olympic from Blackstone Alley to Hill - north side. | 4 |
| 9/4/2020 | Hill from Olympic to 9th - east side. 9th from Hill to Blackstone Alley - south side. Call Supervisor For Hotspots after. | 4 |
| 9/6//2020 | Farmer's Market | 2 |
| 9/6/2020 | Broadway from 8th to 9th - west side. Hill from 9th to 8th - east side. 8th from Broadway to Hill - south side. 9th from Hill to Broadway - north side. Call Supervisor for Hotspot | 6 |
| 9/7/2020 | 7th from Broadway to Frank alley - south side. Broadway from 7th to 8th - east side. 8th from Broadway to Frank alley - north side. Broadway from 6th to 7th - west side. 7th from St Vincent alley to Broadway - both sides. | 4 |
| 9/8/2020 | Hotspots from Supervisor | 8 |
| 9/10/2020 | Hotspots from Supervisor | 8 |
| 9/13/2020 | Farmer's Market | 2 |
| 9/13/2020 | Broadway from 5th to 6th - both sides. 5th from Lindley alley to Broadway - south side. 6th from Lindley alley to Broadway - both sides. | 6 |
| 9/14/2020 | Hotspots from Supervisor | 4 |
| 9/16/2020 | Hotspots from Supervisor | 4 |
| 9/17/2020 | 4th from Hill to Broadway - south side. Broadway from 4th to 5th - both sides. 5th from Lindley alley to Broadway - north side. | 4 |
| 9/18/2020 | 7th from Broadway to Spring - north side. Spring from 6th to 7th - west side. 6th from Broadway to Spring - south side. | 4 |
| 9/20/2020 | Farmer's Market | 2 |

Thanks for doing business with us!

September 2020 Summary Report

Historic BID



| Day | Pressure Washing Assignment | Hours |
|-----------|---|-------|
| 9/20/2020 | Hot Spots from Supervisor | 2 |
| 9/21/2020 | Hot Spots from Supervisor | 2 |
| 9/22/2020 | Hot Spots from Supervisor | 6 |
| 9/24/2020 | 4th from Broadway to Spring - south side. Spring from 4th to 6th - west side. 6th from Broadway to Spring - north side. | 6 |
| 9/27/2020 | Farmer's Market | 2 |
| 9/27/2020 | Hot Spots from Supervisor | 2 |
| 9/27/2020 | Spring from 6th to 7th - east side. 7th from Main to Spring - north side. Main from 7th to 6th - west side. 6th from Spring to Main - south side. | 4 |
| 9/28/2020 | Hot Spots from Supervisor | 8 |
| 9/30/2020 | Main from 5th to 4th - both sides. Winston from Main to Los Angeles - both sides. | 6 |