

May 2021 Summary Report

Historic BID



HISTORIC CORE
BUSINESS IMPROVEMENT DISTRICT



6,528
Trash Bags

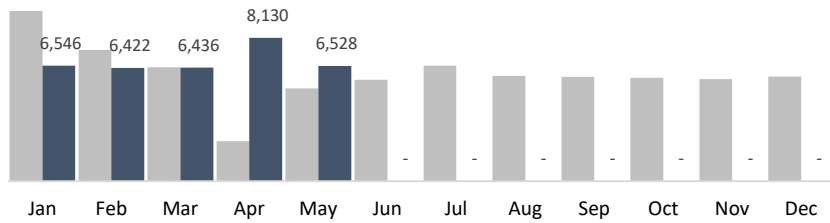
512
Graffiti Tags

4,350
Bulk Items

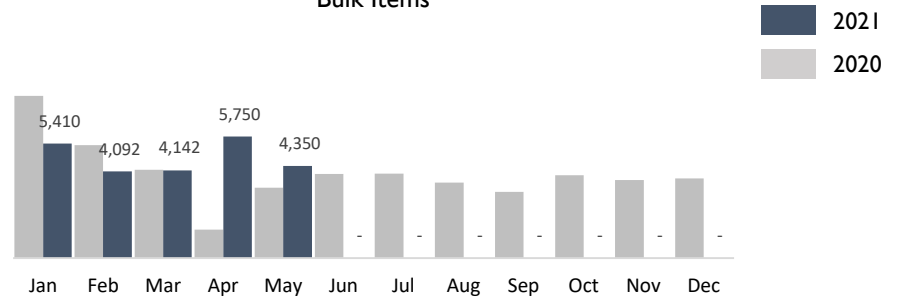
224
Pressure Washing

	YTD	Jan	Feb	Mar	Apr	May	Jun	Jul	Aug	Sep	Oct	Nov	Dec
Trash Bags	34,062	6,546	6,422	6,436	8,130	6,528	-	-	-	-	-	-	-
Trash Weight	783,426	150,558	147,706	148,028	186,990	150,144	-	-	-	-	-	-	-
Graffiti Tags	3,205	798	621	506	768	512	-	-	-	-	-	-	-
Bulk Items	23,744	5,410	4,092	4,142	5,750	4,350	-	-	-	-	-	-	-
PW Hours	1,024	128	224	224	224	224	-	-	-	-	-	-	-

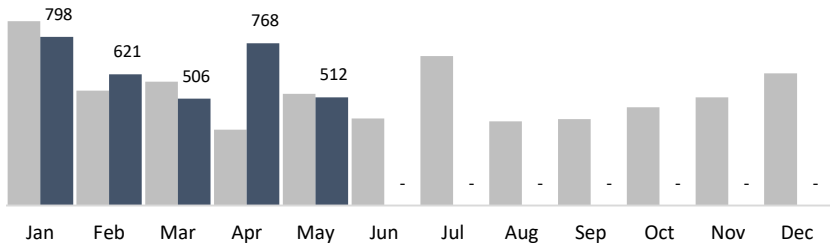
Trash Bags



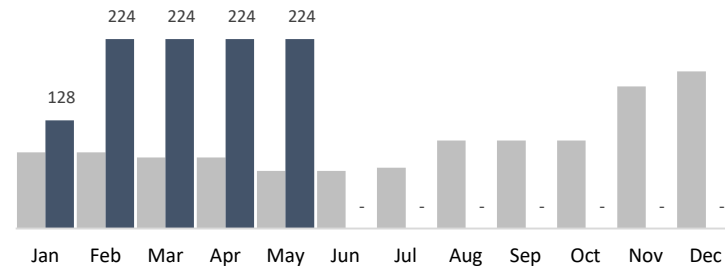
Bulk Items



Graffiti Tags



Pressure Washing Hours



May 2021

Summary Report

Historic BID



BEFORE



AFTER

